



SELL • LET • MANAGE

Onslow Road, Plymouth, PL2 3QG
£230,000 Freehold

🛏️ 2 🛁 1 🛋️ 2 ☰ D



£230,000

Onslow Road

Plymouth, PL2 3QG

- Charming Mid Terraced House
- Two Reception Rooms
- Useful Cellar Area
- Courtyard Garden
- No Onward Chain
- Two Double Bedrooms
- Popular Peverell Location
- Kitchen & Utility Room
- Period Features
- Council Tax Band C

ON THE DOORSTEP OF CENTRAL PARK !

DC Lane are delighted to present this charming mid terrace house located in the popular Peverell area and positioned with easy access to the A38 and City Centre for a convenient commute, and within walking distance of the famous Plymouth Life Centre and Central Park for leisure pursuits. The property is also within the catchment area of excellent schooling.

With natural light throughout the accommodation comprises of entrance vestibule and hallway, living room with period fireplace, ceiling rose and ornate coving opening via sliding doors into a dining room. The kitchen has a pantry and window seat whereby a table could be placed to create a cosy breakfast area leading to a utility room with plumbing for washing machine and garden access. The first floor has two double bedrooms, the master spanning the width of the property and a generous bathroom with corner bath and shower cubicle. Externally there is a small courtyard garden with shed and a cellar with power perfect for storage.

Offered to the market with no onward chain we believe this splendid property is attractive to First Time Buyers or would make an ideal Buy To Let investment. The enviable location on the doorstep of Central Park completes the appeal of this beautiful home.

MOVE FASTER WITH PRIORITY PACK - AVAILABLE ON THIS PROPERTY Call for more information. or click www.dclane.co.uk/priority-pack



Ground Floor

Lounge	11'8" x 14'7" (3.56 x 4.46)
Dining Room	9'6" x 12'3" (2.91 x 3.75)
Kitchen	8'9" x 12'0" (2.69 x 3.66)
Utility Room	8'9" x 6'7" (2.69 x 2.01)

First Floor

Bedroom One	15'5" x 14'9" (4.72 x 4.51)
Bedroom Two	9'11" x 12'1" (3.04 x 3.70)
Bathroom	8'9" x 8'6" (2.69 x 2.60)
External	
Cellar	15'5" x 27'5" (4.72 x 8.37)





Directions

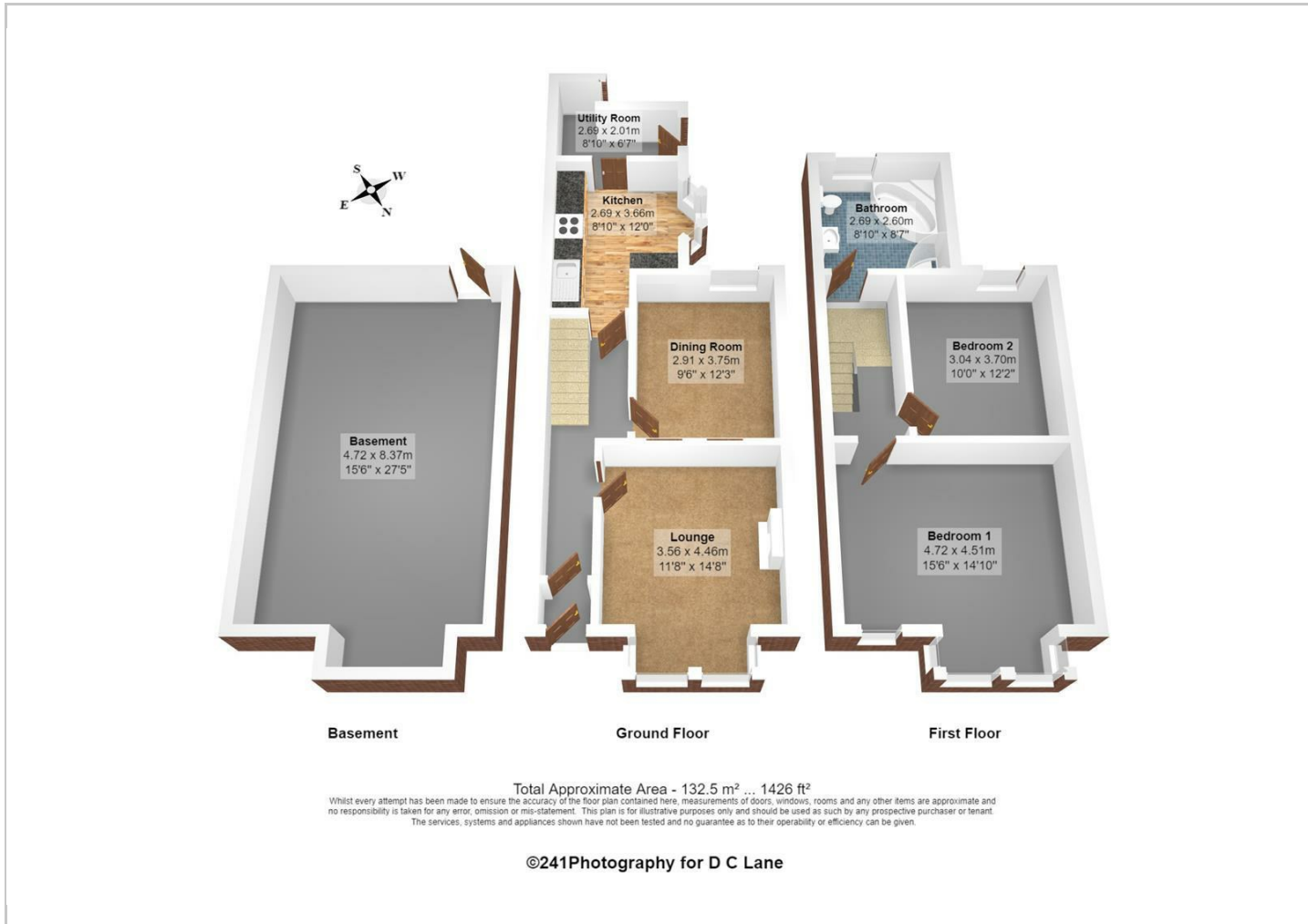
From the DC Lane office go through Hyde Park onto Peverell Park Road and continue to the traffic lights. Turn left onto Outland Rd/A386 0.4 mi Keep left to continue on Segrave Rd 308 ft Turn right onto Outland Rd/A386 0.3 mi Turn left onto Onslow Rd 285 ft and the property can be found on the left.

Council Tax Band: C





Floor Plans

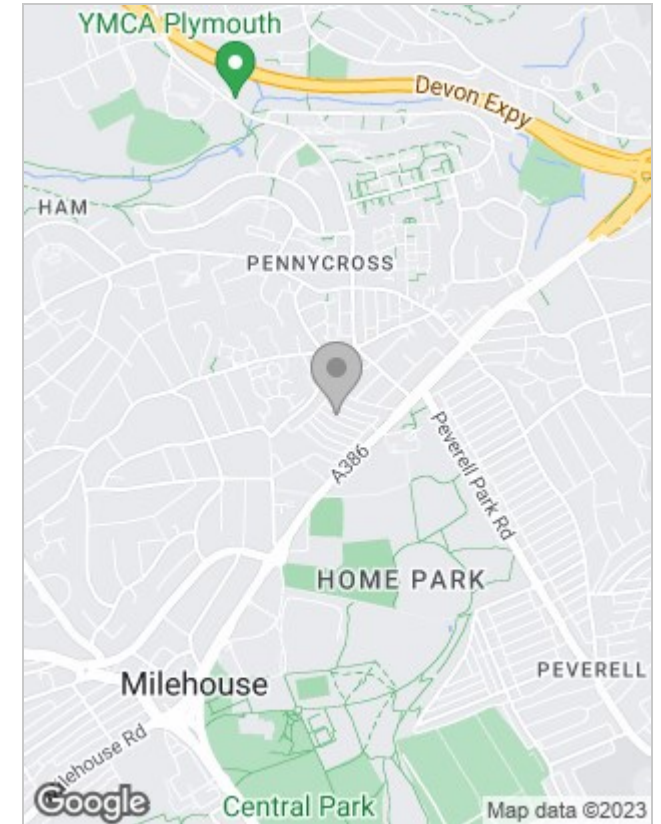


Viewing

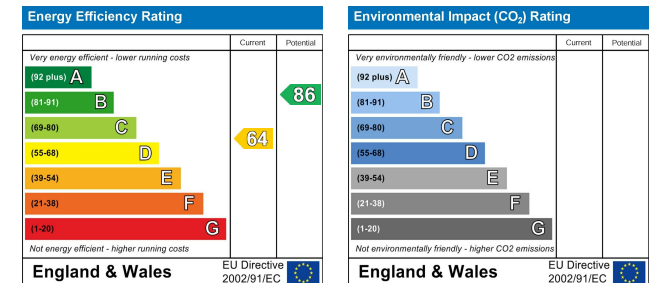
Please contact our DC Lane, Plymouth Office on 01752 874242 if you wish to arrange a viewing appointment for this property or require further information.

The particulars are set out as a general outline only for the guidance of intended purchasers or lessees, and do not constitute, any part of a contract. Nothing in these particulars shall be deemed to be a statement that the property is in good structural condition or otherwise nor that any of the services, appliances, equipment or facilities are in good working order. Purchasers should satisfy themselves of this prior to purchasing.

Location Map



Energy Performance Graph



99 Mutley Plain, Mutley, Plymouth, Devon, PL4 6JJ
 01752 874242 | hello@dclane.co.uk | www.dclane.co.uk